

innovative LIGHTS

SCOOP

Dank der ausgezeichneten Flexibilität lässt sich der Strahler leicht in die Decke einlassen, und bis zu 70 Grad neigen und bis zu 355 Grad drehen.



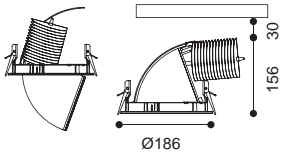


Article number	1118.104
LED Consumption	51.8W
Current	1400 (mA)
Lumen	5163 (lm)
Beam Angle	25°/45°/55°
CCT	3000K
CRI	90+

Colours   
 Black White Grey



Dimmable

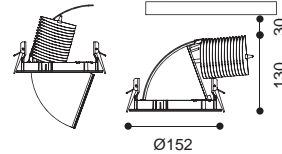


Article number	1118.191
LED Consumption	25.9W
Current	700 (mA)
Lumen	2559 (lm)
Beam Angle	20°/40°/60°
CCT	3000K
CRI	90+

Colours   
 Black White Grey



Dimmable



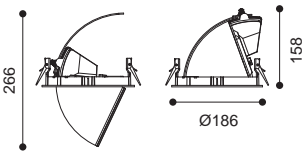


Article number	1518.134
LED Consumption	37.3W
Current	1050 (mA)
Lumen	4550 (lm)
Beam Angle	12°/24°/40°
CCT	3000K
CRI	80+

Colours Black White



Dimmable

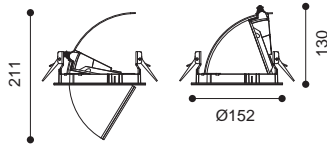


Article number	1518.133
LED Consumption	17.8W
Current	500 (mA)
Lumen	1911 (lm)
Beam Angle	12°/24°/40°
CCT	3000K
CRI	90+

Colours Black White

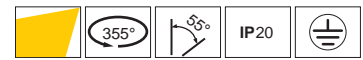


Dimmable

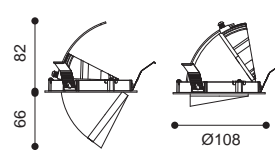


Article number	1218.147
LED Consumption	13W
Current	350 (mA)
Lumen	1329 (lm)
Beam Angle	20°/40°/60°
CCT	3000K
CRI	90+

Colours Black White



Dimmable



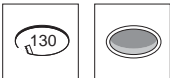
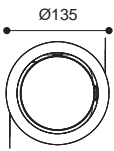



Article number	1018.133
LED Consumption	25.9W
Current	700 (mA)
Lumen	2559 (lm)
Beam Angle	20°/40°
CCT	3000K
CRI	90+

Colours White



Dimmable



Article number	1018.131
LED Consumption	13W
Current	350 (mA)
Lumen	1329 (lm)
Beam Angle	40°
CCT	3000K
CRI	90+

Colours White



Dimmable

