


innovative LIGHTS




Farbe verfügbar - A

● Black ○ White

B
● Black ○ White ● Chrome ● Piano black

C
● Black


COSMOS



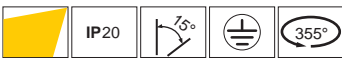
Blendfreies Design für weiche Beleuchtung mit 0 ~ 15 Grad Neigung.



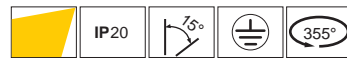
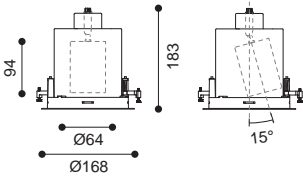
Article number	1618.159
LED Consumption	13W
Current	350 (mA)
Lumen	1329 (lm)
Beam Angle	10°/20°/30°
CCT	3000K
CRI	90+



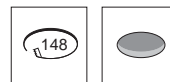
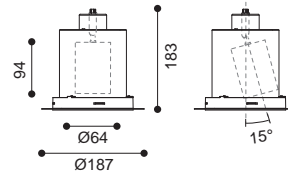
Article number	1618.236
LED Consumption	13W
Current	350 (mA)
Lumen	1329 (lm)
Beam Angle	10°/20°/30°
CCT	3000K
CRI	90+



Dimmable



Dimmable

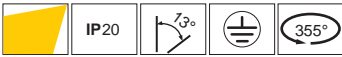




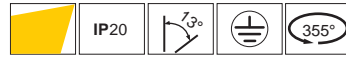
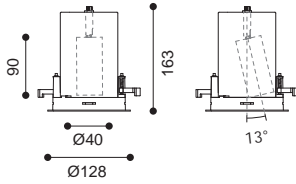
Article number	1618.158
LED Consumption	6.4W
Current	350 (mA)
Lumen	542 (lm)
Beam Angle	10°/20°
CCT	3000K
CRI	90+



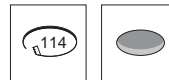
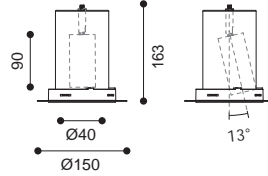
Article number	1618.235
LED Consumption	6.4W
Current	350 (mA)
Lumen	542 (lm)
Beam Angle	10°/20°
CCT	3000K
CRI	90+



Dimmable



Dimmable





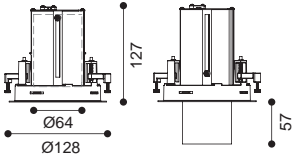
Article number	1718.179
LED Consumption	13W
Current	350 (mA)
Lumen	1329 (lm)
Beam Angle	10°/20°/30°
CCT	3000K
CRI	90+



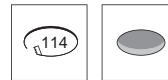
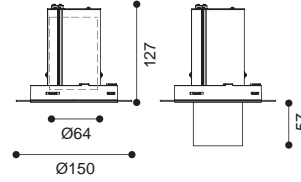
Article number	1718.230
LED Consumption	13W
Current	350 (mA)
Lumen	1329 (lm)
Beam Angle	10°/20°/30°
CCT	3000K
CRI	90+



Dimmable



Dimmable





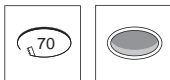
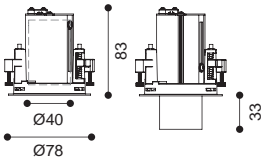
Article number	1718.180
LED Consumption	6.4W
Current	350 (mA)
Lumen	542 (lm)
Beam Angle	10°/20°
CCT	3000K
CRI	90+



Article number	1718.231
LED Consumption	6.4W
Current	350 (mA)
Lumen	542 (lm)
Beam Angle	10°/20°
CCT	3000K
CRI	90+



Dimmable



Dimmable

